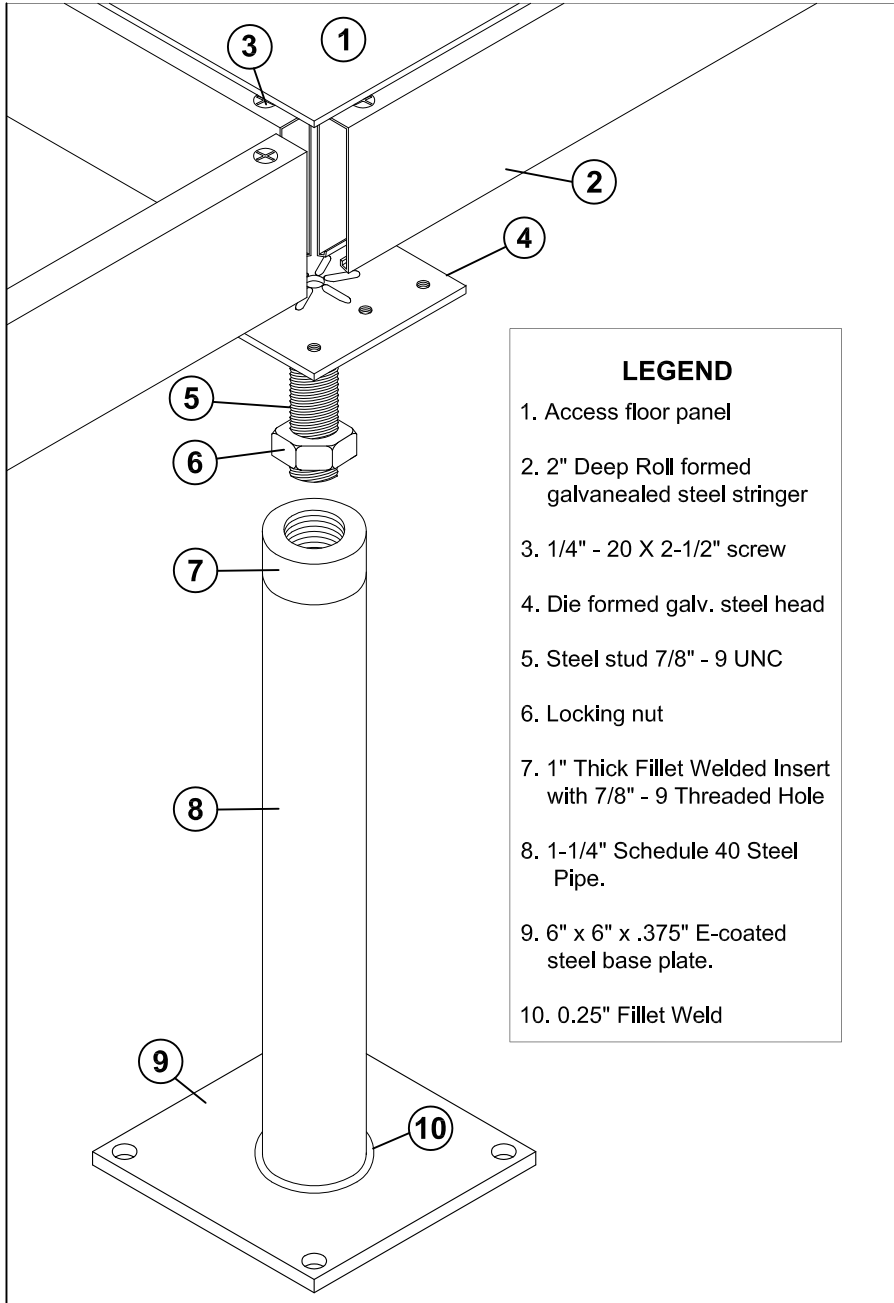


2" Deep Bolted Stringer Understructure for ConCore[®] 3000 Floor Panels-24". Type 8IF Pedestal.



LEGEND	
1.	Access floor panel
2.	2" Deep Roll formed galvanized steel stringer
3.	1/4" - 20 X 2-1/2" screw
4.	Die formed galv. steel head
5.	Steel stud 7/8" - 9 UNC
6.	Locking nut
7.	1" Thick Fillet Welded Insert with 7/8" - 9 Threaded Hole
8.	1-1/4" Schedule 40 Steel Pipe.
9.	6" x 6" x .375" E-coated steel base plate.
10.	0.25" Fillet Weld

PEDESTAL SPECIFICATIONS

Pedestal Assembly

- Assembly up to 72" FFH shall provide an 10,000 lb. axial load without permanent deformation.
- Assembly shall provide a 2" total adjustment.
- All pedestal components and fasteners are completely electro-zinc free.

Pedestal Head

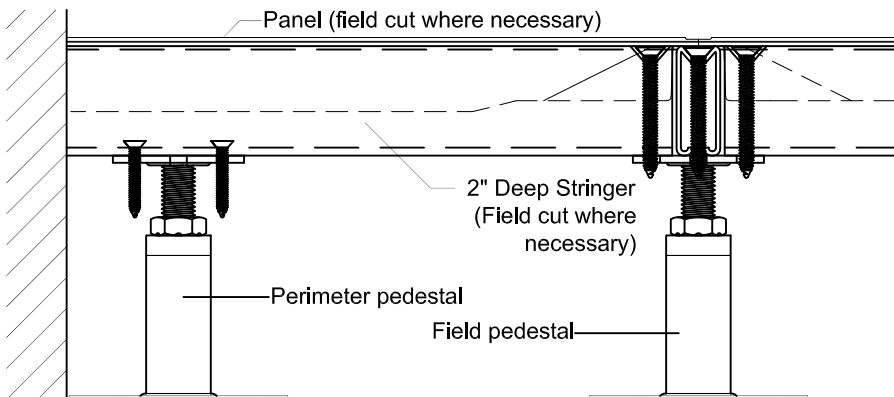
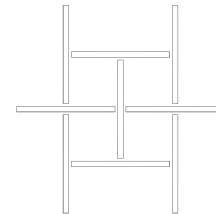
- 8 ga. die formed galvanized steel pedestal head with fillet welded stud with adjustment nut. Head and installed stringers shall provide full perimeter edge support for panel.
- Stringers shall be attached with 1/4" - 20 flat-head screws.
- Pedestal head shall be tapped for engagement of stringer screws.
- Steel stud shall be 7/8" - 9 UNC.
- 7/8" - 9 UNC adjustable nut with corrosion resistant coating.

Pedestal Base

- 1-1/4" Schedule 40 steel pipe (with 1.66" O.D.) fillet welded to 6" X 6" X 3/8" steel base plate.
- 1" thick solid steel insert fillet welded onto the top of the steel pipe with 7/8"- 9 threaded hole centered in insert.
- Base plate shall have (4) 9/16" diameter holes at 4.875" center to center distance for fixed equipment applications.
- Assembly shall have rust prohibitive electrocoated epoxy finish.

Stringers

- Heavy duty roll formed steel stringer shall be 2" deep X 3/4" wide and shall withstand 1250 lb. mid-span load.
- Galvanized stringer construction to prevent corrosion. Zinc electroplating is prohibited.
- Stringer grid pattern shall be 4/4' basketweave.



Perimeter

- Perimeter pedestal shall provide support for panels around columns, at walls, curbs and fascia.